

May 2006



Beneath The Surface

A Compendium of Facts, Fancy, Tidbits, Tips

Thursday, May 11

Hosts: Elena Murillo and
Monica & Gill Morley,
6207 Spring Cove St NE,
Cedar Rapids

6:00 pm

Sneak Preview of the
Show and Tell Photo Contest

7:00 pm

Nature Photography:
John McHugh,
Windsong Photography
And the meeting.

Directions:

From I-380 South bound in Cedar Rapids, take the Boyson Road exit. Go left (east) on Boyson road. Go about 1 ½ miles. When you reach Council Street you are close. Continue one more block on Boyson watching for Walden on the right. Turn right onto Walden, then left on English Lane. Then left onto Spring Cove.

Saturday, May 27

4:00 p.m.

Hosts: Quinn and Kacy Novak
601 Wilder Drive SE
Cedar Rapids

EIPS Buy, Sell and Trade: Fish, Pond
and Landscaping Supplies

Items should be related to water features, landscape/garden, or fish. If you have a lot or want to display the items well, provide your own tables and we will setup in the driveway so we keep the traffic off the yard. Please mark your items with the names, and general care if it is a plant. And finally, price it or mark it free or will trade.

Directions:

If you are familiar with Cedar Rapids, take Mt. Vernon Road SE out towards the Hy-Vee. Continue over the hill. Wilder is on the left close to the bottom of the hill. If you are coming in from out of town you might consider skirting Cedar Rapids and coming in Mt. Vernon road from Highway 13. Wilder Lane will be about 2 miles in from Highway 13 and on the right. You will miss all the city traffic.

Meeting minutes

April meetings...

Our Thursday, April 13th meeting was held at the home of Joe Hall in Cedar Rapids. Every year we try to hold at least one meeting during a raging thunderstorm and this was the night for such a meeting. Fortunately, I arrive early enough to get to view Joe's pond and miniature railroad set up. I had never been to such an exhibit and found it absolutely one of the coolest uses of a pond I've seen! Joe's train went around the pool, threw tunnels, and over bridges, making it a very unique display.

Unfortunately, as he began talking to us a little about his delightful work, it began to pound us with rain. While he could, he talked



about how garden railroading was not well known. It tended to be a family orientated hobby. Joe made his own filter and skimmer and designed the whole lay-



out. It featured miniature plants, multiple buildings, and a landscaped design fitting a miniature RR. (Thanks, Joe, for the short meeting and hopefully we can get back someday)

Because of the rain, president, Monica Morley, invited everyone back to her house to finish the meeting. So with a slight delay, everyone moved to a new, much drier location, Monica's garage. While tornado sirens whined in the background, we began the business portion of the meeting. Vice president, Pam Moore, mentioned one correction to the March minutes. I had wrote that the "incorporated" status that the club now has, helped to provide liability insurance to the club officers in event someone may want to sue the club. When in fact, it provides this protection to ALL members of the club. So if someone, for some reason, wanted to sue EIPS for say an injury at one of our events, no one member could be held responsible. They could only sue the club for it's assets; our treasury. (I hope I explained that well enough)

There was no treasurer's report, as Joe was not present.

There was no further new business. In old Business, I, Jackie Allsup, talked briefly about the Expo and sent around the volunteer sign up sheet. I still have open spots at the ticket table and club information table for anyone willing to help.

Tim Nolan spoke about the photo contest rules. It's not too late to enter, but the May 11th meeting will be your last chance as we will vote on them, as a club, then.

We had many door prizes to give out and some such as a set of underwater lights, where really nice gifts. It pays to go to meetings. You may not have to buy food all year long. Eileen Serbousek won the lights. Other winners included; myself, Gill Morley, Julie Thompson, Robert Hollenbeck, Luke Durnan, Kathryn Durnan, Pat Beuter, Clarence Serbousek, and Tim Nolan.

Meeting was adjourned... Respectfully,
Jackie Allsup



Saturday,
April 22nd

Our Saturday meeting was held at the home of our treasurer and his wife, Joel and Judy Olsen in Independence. President, Monica Morley, began the meeting by introducing guest speaker Devon Dietz. Devon is an apprentice master gardener, who has traveled all over the world. He gave a wonderful talk on Dwarf Conifers and their care. From his talk on conifers he drifted into rock gardens and designing with them. He gave us a great handout with tons of information. His pictures of Japanese gardens were most inspiring. He mentioned the Master Gardeners plant sale in Marion on May 20th. (The same day as our Expo – so get up early and get over there and then spend the rest of the day at the Expo!) They always have tons of great "home grown" plants, but they go fast.

After Devon's presentation, Monica began the business meeting. Joe gave a treasures report and the May 1st deadline for yearly dues was mentioned. After May 1, you will no longer receive the newsletter via mail, so please be sure to get that taken care of. New member, Jim Schuller, was present. He has no pond yet, but is doing it right, by researching first. Welcome, Jim. There was no report from the pond tour committee. I mentioned that everything is still on track with the Expo and that nothing new had popped up.

In unfinished business, Monica reported that the State of Iowa, had accepted our application for incorporation, so that's a done deal.

Tim again mentioned the photo contest and welcomed all entries. All the photos will then travel to EIPS informational booths throughout the year.

Joyce Jensen, spoke briefly and presented a petition she was asking members to sign regarding the proposed construction of a coal powered electrical plant in the Waterloo area. She believed the adverse health and environmental effects far outweighed any job benefits the factory would bring.

Monica mentioned she sent the web page: Milliondollartropicalfishpage.com information about the club. They have a free club directory. She also mentioned that copies of the club's new by laws were available if you wanted them. Because of its length and printing cost, we'll only send them out upon requests. Please contact her if you'd like a copy.


Joe talked about his beautiful pond. Crystal clear with large happy Koi and blue gills, its 3 foot deep and about 3000 gallons. He's had some difficulties with his pond in past winters, basically because it is almost built above ground, but is learning to work through them. Joe and Judy have extensive gardens which were not as evident this time of the year, but you couldn't help but notice the tall totem pole, monk, and lady that they have carved out of their tree stumps. A local artisan did all the chain saw carving. Joe also talked about an area of his yard that he's working with the local Pheasants Forever club to develop.

Again, we had some great door prizes. In addition, Joe and Judy donated some plants and a large bag of Cocoa mulch. We also had a great Water gardening book to give away along with the usual fish food and pond supplies. Joe Hall, Dorothy Helms, Jim Milden, Stephanie Geers, Elden Happel, Pam Moore, Elena, Murillo, Judy Halfhill, Judy Olsen, and I were the lucky ones that day.

To close the meeting, I gave a brief talk on netting and handling fish. We talked about the different types of nets and their uses along with the correct way to "bowl a fish" as opposed to lifting the fish from the pond using the net, which can result in fin injuries.

I also spoke about preventative ways to eliminate fish population explosions, such as removing eggs prior to the hatch, or creating unisex ponds by keeping all females or all males in your pond. Everyone got a hand-out for reviewing later.

Respectfully submitted...Jackie Allsup



For Sale

Whiskey Barrel liners

4 – **Lerio** Barrels
fit the large whiskey ½ barrels
Sharon Weiss 472-5417
or country-bloomer@msn.com

One Time Per Season Plant Tabs

The Pond Pak 1-year time release fertilizer packets from JRP International.

Contact - Larry & Rita Tharp 396-3293 or
tharp.larry@mcleodusa.com.
They are 25 cents per packet.

Hardy Lilies

Last weekend I helped my mother-in-law split and repot some 40 lilies. As a result she has about 100 bare root **unmarked lilies** to sell. There are all sizes of roots from good big ones, to smaller pieces. She's asking anywhere from 7.00 for the bigger ones to 2.00 for the smaller pieces. These are lilies she has paid upward to \$30.00 each for originally, but with **no markers as to what color** you're getting, it's a grab bag. But they include whites, yellows, pinks and reds. Anyone interested in purchasing any of these needs to call me:
Jackie Allsup - 319-934-3665.

Catching the Koi

Some suggestions for catching your goldfish and Koi in the pond.

1. You need the right net. Most people tired of battling Koi figured out that a large, round and flat net is the best to use. The larger the better. We also learned don't skimp on the quality of your net. It may make the difference between life and death someday. Look at the Aquatic Eco System web site for some ideas as well.

2. What I do is first place the net in the water and just let it sit there for an hour or so.... maybe move it slowly around so the fish get used to it being there. This may sound silly but these are adaptive creatures and need to get used to the presence of odd things in THEIR house.

3. When you are ready, pick out the fish you want to catch. This is really important as it is really too easy to chase one fish and then say..Oh darn.. I can catch that one easier... or.. maybe I want that one.. If you do this, they will win as they are better organized than you and are deliberately trying to foul you up. I know too many people who need to pull up one particular fish and when trying to do so, have others "jump" in the net instead. It is a conspiracy.. honest...

4. Follow the fish you want with the net and attempt to herd it to a corner. If you keep the net flat, it pushes through the water much easier and will allow you to come from under the fish to catch it. This may take a while and by following the one fish, you will tire it out a bit. Sure, this is stress but we can work to minimize it.

5. Once you have the fish ready to net, raise the net from under the fish keeping the side of net where the fish's nose is slightly higher so that if he attempts to swim away, he will swim into the net. It is here that he will jump out and you get to start all over again.

6. With the fish in the net (finally), you do not have to even remove him completely from the water. Most of us use a bowl and move the fish from the net to the bowl while the net and bowl are at the surface of the water. This is particularly important for larger fish who have the potential to break nets or owner's wrists fighting the weight of a long net and a fat fish. What I do for a scrape and scope is slide the net to edge of the pond with the fish at the water line and scrape him still in the net. And then take one quick peek at the gills (always do this when you handle a fish as this is the most telling diagnostic area on the fish) and then let them go. Less stress for everyone.

7. If this is a bigger fish, expect the gills to bleed some. This happens because the fish is stressed and his blood pressure is up and the gills are only a cell or two thick. Most people panic when this happens the first time so be forewarned that it is likely to happen but not a big deal.

8. You are gonna get wet.

Patience and persistence are the keys to catching fish. Focus on one fish and maneuver him to the corner and net him from underneath moving the net to the surface.

Random thoughts:

- Pop up clothes hamper. Placed in the pond just under the surface. Add sinking food for a few days and allow fish to swim in and out, then simple pick it up one day.
- Black nets are harder to see.
- Get help, it can be a two man job.



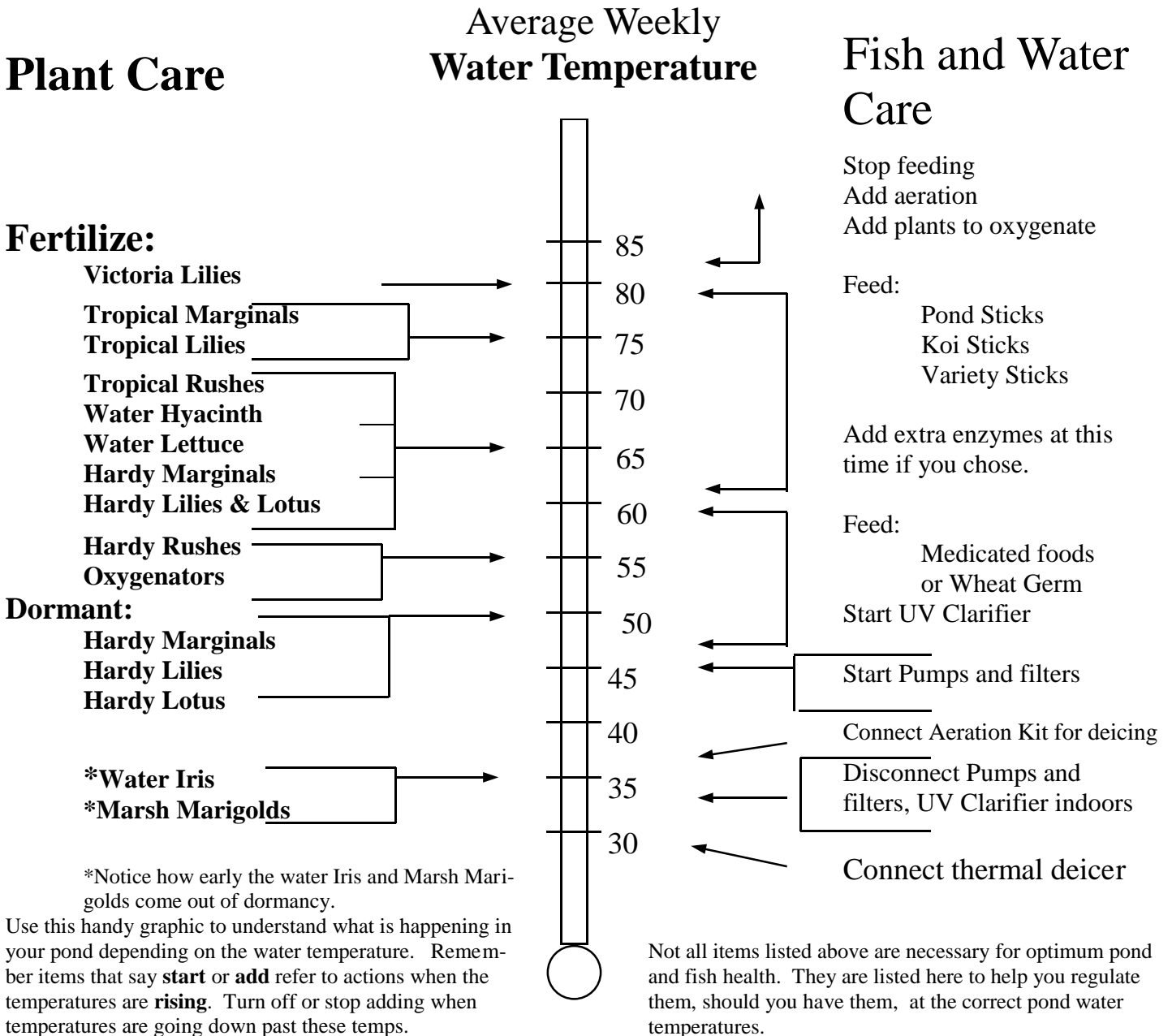
Ask the experts:

May's question:

It is spring and all sorts of wonderful pond plants will be available at garden centers and from fellow ponders. What plants have you introduced to your pond and wish you had not? What mistakes have you made in plantings?

Do you have a ponding related question or problem or an answer to this question? With over 85 members, EIPS is a tremendous resource of information. Here is your chance to ask that burning question and get feedback from the "experts" in the club. Email your questions and answers to olywon@indytel.com....., we will print them in the newsletter. This will work only if you submit questions AND if club members with ideas reply (email answers to olywon@indytel.com before the last meeting of each month) Space is limited so be concise

Let's have some fun with this.



Member of the Month Monica Morley

I'm a Native of Cedar Rapids. Graduated from Regis High School 1973. Flower gardens have been passed from generation to generation in my family. My grandmother and mother inspired me to start my own flower garden when I had my own home. One weekend Gil and I took all the sod out from our back yard and planted flowers, hostas and put in a vegetable garden.



We attended a pond talk at Culvers and "Bam" I got the water garden bug. Gil and I purchased a 180 gal. pre-formed pond. It was a learning experience for both of us. I knew nothing about Koi or the care they needed when introducing them to a new pond. We bought two Koi in April and I put them in the pond, which was newly filled. Most of you know what happened, you got it we lost both Koi due to the fact we did not do our homework. In 2002 we joined the pond club. It has been a good experience sharing how we learn different ideas on getting more enjoyment from this hobby.

In 2000 my father past away. 2001 Gil and I and my mother decided to put our homes up for sale and build a

house for all three of us. The lot had a back yard with many slopes. No fun cutting the grass. We hired Country Landscape and I got the pond of my dreams. I went from a 180 gal. To 4300 gal. and we did not need to dig a hole this time around. Now it's the job of maintaining it. Which I'm not complaining, I joined many fellow ponders getting initiated by falling in a couple of times. A couple of summers ago I thought the pump was going bad. I kept hearing this sound. I thought for sure something was rubbing down at the skimmer. It turned out to be a bullfrog calling his mate. We had a good laugh on that one. The frogs have taken up residence at our pond.

We do a lot of entertaining with family, friends and neighbors. Our water garden has set off a chain reaction in our neighborhood. Three have put ponds in their back yard. Two more are planning on one in the near future.

We have spent many tranquil moments enjoying the serenity. As the birds, butterflies and dragonflies stop by with an occasional visit. For me it's a family affair. Our pond brings people together and puts everyone in a relax state. At the end of the day it's a natural antidote for the stress of the day. A great experience from the soothing sounds of the waterfalls to the aroma of the flowers. The pond means different things to different people. For me it's where I vacation everyday without ever leaving home. I highly recommend it to everyone.

Monica

Eastern Iowa Pond Society 2006 Pond Expo!

Giant Trade Show and Lecture Series

May 20th

9:00 am—7:00 pm

Hawkeye Downs

Fairgrounds

Cedar Rapids, Iowa

First of it's kind in Iowa


Just \$6.00 gets you into everything!

Vendors from all over the country will be here to show you what's new in the water garden and pond fish world.

Goldfish and Koi vendors

Pond supply vendors

One stop shopping!



The Schedule:

- 9:00 Doors Open
- 9:30 - 9:45 Welcome - The Three Laws of Ponding
Bob Passovoy
- 9:45-10:25 Water Plants - Ann Passovoy
- 10:35-11:25 Filtration - Dr. Kevin Novak
- 11:35- 12:25 Water Quality - Bob Passovoy
- 12:25 - 1:00 Lunch - food on premises
- 1:00 - 1:30 Pond Side Triage -
Bob Passovoy & Bryan Bateman
- 1:30 - 2:00 Fish Nutrition -
Stephanie McLean
- 2:10 - 3:00 Goldfish varieties and care -
Peter Ponzio
- 3:10 - 4:00 Koi classifications and care -
Dr. Bryan Bateman
- 4:00 - Pond Q & A Panel
- 5:00-7:00 Trade show still open
- 7:00 Closed- Thanks for coming!
Subject to Change



From the President:

Quick reminder to all those who accepted a mat to enter the photo contest. Bring them with you to the meeting, May 11th. I will be happy to mount your picture for you that night. A gift to all participants. It will be a evening of fun and surprises. E-mail me with any questions.

Monica

From the Editor

To keep it easy to remember, lets just say the newsletter deadline is the Monday after the last meeting of the month. So if you are the member of the month or an officer or committee chairperson and need something in the newsletter, get it to me as soon as possible. Thank you

Carol

Volunteer's

Making EIPS Happen

PROGRAMS COMMITTEE:

*Bob & Stephanie Geers 363-2448
hawkskier@yahoo.com

COMMERCIAL RELATIONS COMMITTEE:

*Kacy Novak 362-0487
cqknovak@msn.com

HOSPITALITY COMMITTEE:

*Gary & Jo Hunerdosse 364-6627
gfhunk@mchsi.com

WATER GARDEN TOUR COMMITTEE:

*Brandy & Lisa Lanham 362-7672
lanhamb1@earthlink.com

PUBLICITY COMMITTEE:

*Carol Sindelar 365-1839
fishlounge1@cs.com

**COMMUNITY SERVICE
COMMITTEE:** no one!!!!

RECOGNITION COMMITTEE:

*Ron & Edna Rife 247-0206
RLrife@aol.com

EXPO COMMITTEE

*Jackie Allsup 934-3665
Cedarserviceja@aol.com
Pat Beuter 448-4147
Kathryn Durnan 448-4681
DKL4489@AOL.com
Dennis Sindelar 365-1839
fishlounge1@cs.com
Roger Thompson 854-7229
Faith Miene 393-4142
rfmiene@yahoo.com
Richard Miene 393-4142
rfmiene@yahoo.com
Tim Nolan 363-9408
nolans@mcleodusa.net

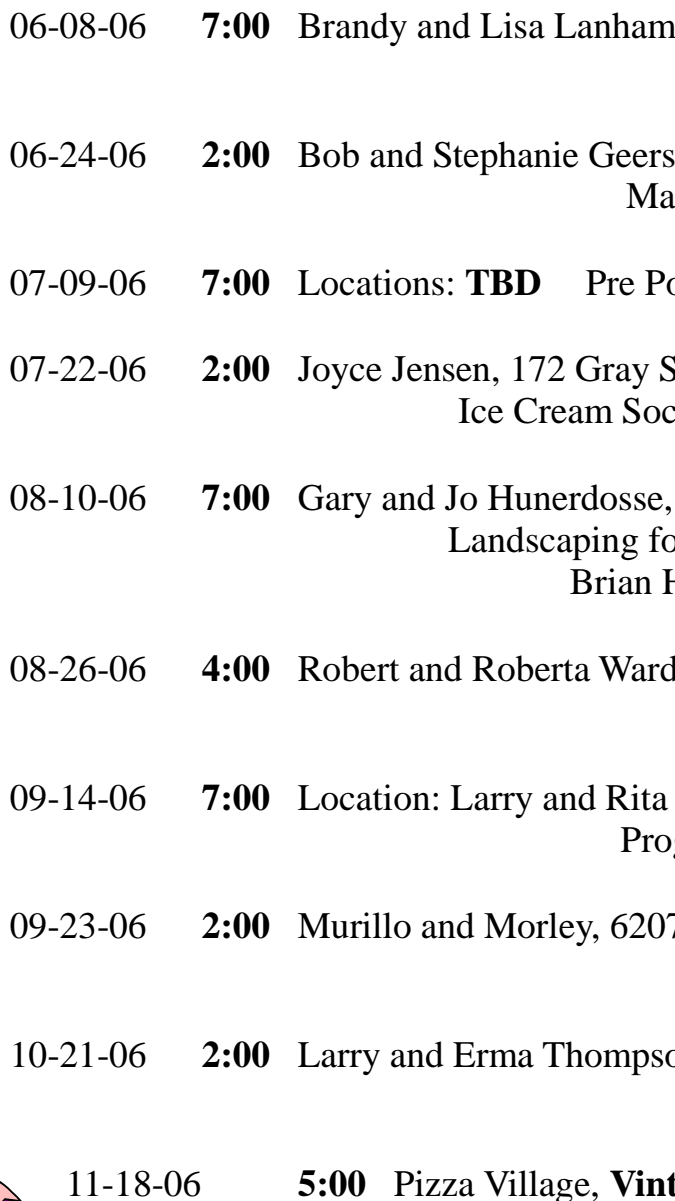
WRITING COMMITTEE:

*Carol Sindelar 365-1839
fishlounge1@cs.com

Eastern Iowa Pond Society

2006 Tentative Program Schedule

Pencil us in, on your calendar now.

- 
- 06-08-06 **7:00** Brandy and Lisa Lanham, 2057 Eastern Blvd SE, **Cedar Rapids**
Bat Houses: Master Gardener
- 06-24-06 **2:00** Bob and Stephanie Geers, 3615 Honey Hill Dr SE, **Cedar Rapids**
Making Cement Stepping Stones: Erma Thompson
And Pre Pond Tour
- 07-09-06 **7:00** Locations: **TBD** Pre Pond Tour
- 07-22-06 **2:00** Joyce Jensen, 172 Gray Street **Elk Run Heights**
Ice Cream Social & Cake Decorating Contest: Aquatic Theme
- 08-10-06 **7:00** Gary and Jo Hunerdosse, 306 Red Fox Rd SE, **Cedar Rapids**
Landscaping for Residential Areas with High Deer Population:
Brian Hughes, Smith-Massman Landscape and Design
- 08-26-06 **4:00** Robert and Roberta Ward, 3313 Waveland Dr. NW **Cedar Rapids**
Fall Bulbs and Plantings: Master Gardener
- 09-14-06 **7:00** Location: Larry and Rita Tharp, 338 Mayberry Dr. NW, **Cedar Rapids**
Program: Open Discussion on Pond Related Topics
- 09-23-06 **2:00** Murillo and Morley, 6207 Spring Cove St NE, **Cedar Rapids**
Jackie Allsup, Pond Fish and Their Care
- 10-21-06 **2:00** Larry and Erma Thompson, 131 Rosedale Rd SE, **Cedar Rapids**
Larry Thompson: Winterizing Your Pond
- 11-18-06 **5:00** Pizza Village, **Vinton** Election of Officers

Spring In the Country Open House



May 13th
In The Country Garden & Gifts
Independence, Iowa.

Free

Josh & Sue invite you to visit them during their
Open House, see the new greenhouse and
hear these speakers:


10 am - Edible Flowers from Garden to Palate
with Cathy Wilkinson Barash

12 pm - Evening Gardens - Nighttime is the Right
Time to Enjoy the Garden
with Cathy Wilkinson Barash

1:30 pm - Pond Construction 101
with Owen Twedt

Registration is not required,
but is greatly appreciated!
You can register by calling (319-334-6593),
e-mail info@inthecountrygardenandgifts.com.

Check out the web site
www.inthecountrygardenandgifts.com
For additional information.



Indian Creek Nature Center Plant Sale

Saturday, May 6th.

The Nature Center Guild offers wildflowers, hostas, geraniums, and a variety of perennials and prairie plants for your choosing. Numerous vendors provide garden art and accessories to create a charming garden showcase in your yard.

9 AM TO NOON FREE

Indian Creek Nature Center
6665 Otis Road SE Cedar Rapids
www.indiancreeknaturecenter.org

Once a year Fertilizer are still available

The Pond Pak 1-year time release fertilizer packets from JRP International are in.

If you would like some

Contact -

Larry & Rita Tharp
396-3293 or
tharp.larry@mcleodusa.com.

They are 25 cents per packet.



Fig. 48

Birthday wishes of the Month:

May

Curt Moore	5-6
Rose Michel	5-10
Jim Milden	5-10
Faith Miene	5-14



We would love to remember your birthday. If you have not submitted your birthday, please contact the Hospitality Committee.

- Elena & Gil

Eastern Iowa pond Society Membership Application 2006

To become a member of the Eastern Iowa Pond Society,
Complete this form and mail it along with your dues to :

Eastern Iowa Pond Society
2003 206th Street
Independence, Iowa 50644

Dues are \$10.00 per calendar year.
Make checks payable to Eastern Iowa Pond Society.

_____ New Membership

_____ Renewal

Name: _____

Address: _____

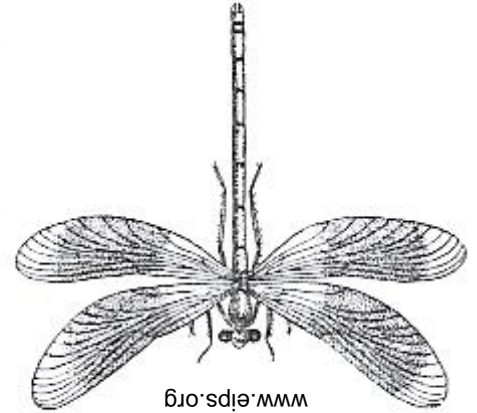
Phone Number: _____ E-mail address: _____

_____ Please mail the monthly newsletter to me.

_____ E-mail the newsletter to me.

Volunteers are needed to help with these committees.

- Community Service—organize community service projects
- Programs— identify and organize programs and speakers for meetings
- Commercial Relations—establish and maintain our relationship with retailers
- Hospitality Committee—welcome new members, provide mentoring
- Writing \committee—help write and organize the newsletter
- Water Garden Tour Committee—coordinate and conduct tour annual tour
- Publicity Committee—organize and get publicity for meetings and activities
- Recognition Committee—send thanks yous to presenters & business sponsors, plan November meeting



Eastern Iowa Pond Society
 2003 206th Street
 Independence, Iowa 50644

Visions

OUR MISSION STATEMENT

We are committed to providing a social atmosphere for members dedicated to sharing and learning the pleasure of water gardening. We are a non-profit organization.

Membership in this association shall be open to any individual without regard to race, creed, national origin or sex, who shall render membership dues as specified in the governing documents.

HISTORY

The Eastern Iowa Pond Society was established by Sharon Weiss in 1996 to encourage and promote water gardening and ponds.

MEETINGS

Meetings are held at different members homes the second Thursday at 7:00 PM and fourth Saturday in April, May, June, July, August and September. During Feb., March, October and November, meetings are held once a month on a Saturday. No meetings are held in December or January.

YEARLY PLANNING

A plan-the-year meeting is held on a February afternoon at a central location to hammer out strategies on how the club will conduct business and to plan activities for the up coming year.

ACTIVITIES

A yearly Pond Tour event involves selected members opening their ponds to the public. Speakers, demonstrations, field trips, plant and fish swap, pot lucks, and club projects are all activities that happen during the year.

DUES

Dues will be \$10.00 per family payable February 1st and delinquent May 1st of each year. These dues entitle a member to participation in all activities and receive a monthly newsletter.



2006 Officers

President
 Monica Morley
 319-294-4866
 mespringcove@aol.com



Vice President
 Pam Moore
 319-362-3375
 diverpug@yahoo.com

2006 Volunteers

Editor
 Carol Sindelar
 319-365-1839
 Fishlounge1@cs.com

Secretary
 Jackie Allsup
 319-934-3665
 Cedarserviceja@AOL.com

Webmaster
 Josh Spece
 319-334-6593
 Jspece@sbtek.net

Treasurer
 Joe Olsen
 334-2709
 olywon@indytel.com

Librarian
 Ron & Edna Rife
 319-247-0206
 RifeRlRife@aol.com